


## RESULTS JANUARY– MARCH 2021



Unique Beneficiaries


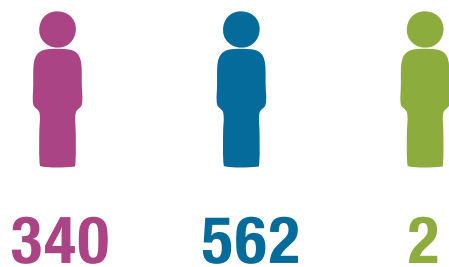


Total number of services provided by SolidarityNow

428	Psychological Sessions
1,021	Social Service Sessions
505	Legal Sessions
291	Accounting Support Sessions
358	Employability Sessions
151	Other services* provided by partners

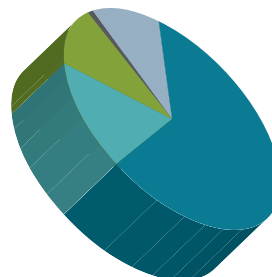
## ATHENS SOLIDARITY CENTER BENEFICIARIES

### BY GENDER/



38%	Women
62%	Men
0%	Other

### BY LEGAL STATUS/





11%	Greek citizens
60%	Asylum Seekers
15%	Refugees
12%	Undocumented
1%	Other



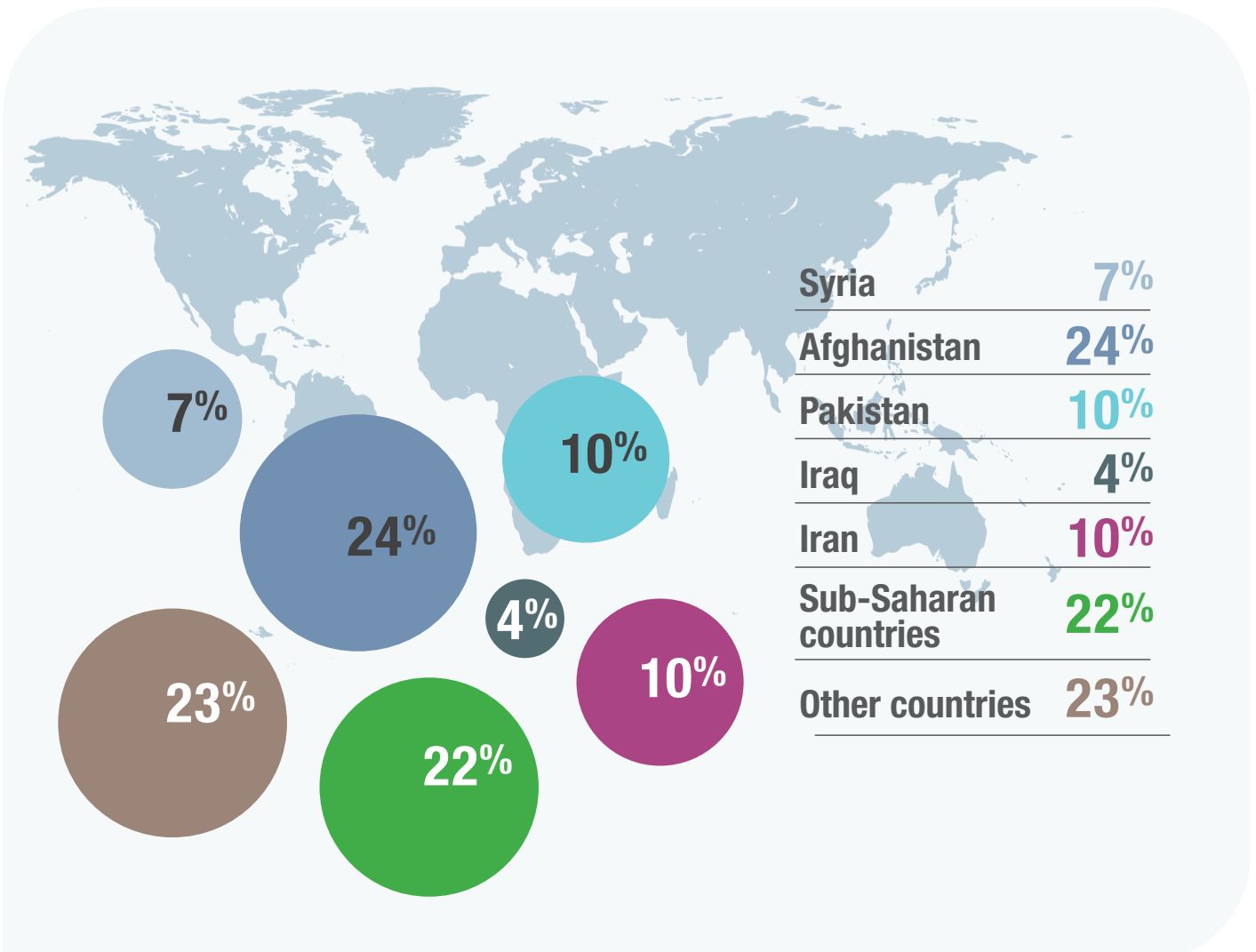
# RESULTS JANUARY– MARCH 2021

## BY AGE GROUP/



1%	5-12 years old
7%	13-17 years old
38%	18-29 years old
51%	30-64 years old
2%	65+ years old

## BY COUNTRY OF ORIGIN/



# RESULTS JANUARY– MARCH 2021

## BY SERVICE/

### Reception First Guidance



Info provision  
& Referrals  
(Out of Center)  
**725**

### Social Service



Beneficiaries  
**498**  
Sessions  
**1,021**  
Social  
benefits  
**212**

### Employability Service



Beneficiaries  
**138**  
Sessions  
**358**

Percentage  
of employability  
service beneficiaries  
who found a job

**22%**



**14%**



**26%**



**24%** | 18-29 years old

**22%** | 30-64 years old

### Legal Service



Beneficiaries  
**212**  
Sessions  
**505**  
Percentage of  
successful family  
reunification cases  
**80%**  
Number of  
legal representation  
(asylum service and court)  
**68**

### Accounting Support Service



Beneficiaries  
**230**  
Sessions  
**291**  
Number of  
tax numbers  
issued  
**21**

### Psychological Service



Beneficiaries  
**65**  
Sessions  
**428**

