

RESULTS JUNE 2019 - DECEMBER 2020



Unique Beneficiaries

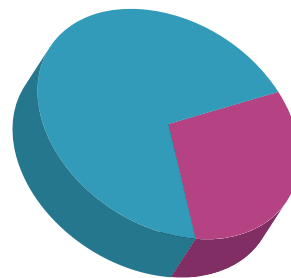
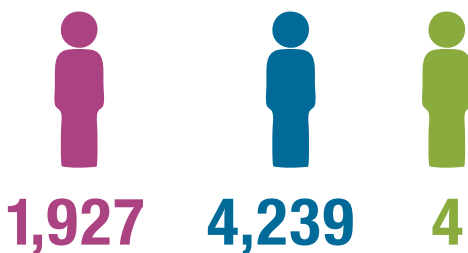


Total number of services provided

2,086	Psychological Sessions
9,197	Social Service Sessions
3,351	Legal Sessions
4,981	Accounting Support Sessions
2,470	Employability Sessions
814	Other services* provided by partners

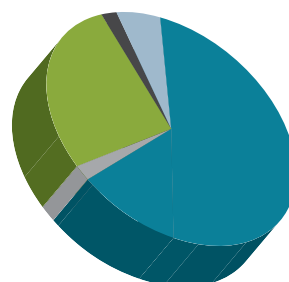

ATHENS SOLIDARITY CENTER BENEFICIARIES

BY GENDER/



31%	Women
69%	Men
0%	Other

BY LEGAL STATUS/

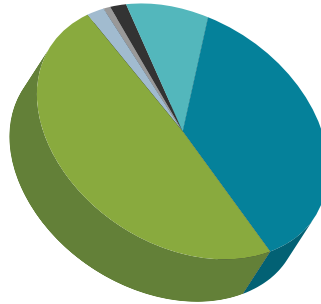



6%	Greek citizens
49%	Asylum Seekers
11%	Refugees
2%	Migrants
30%	Undocumented
2%	Other



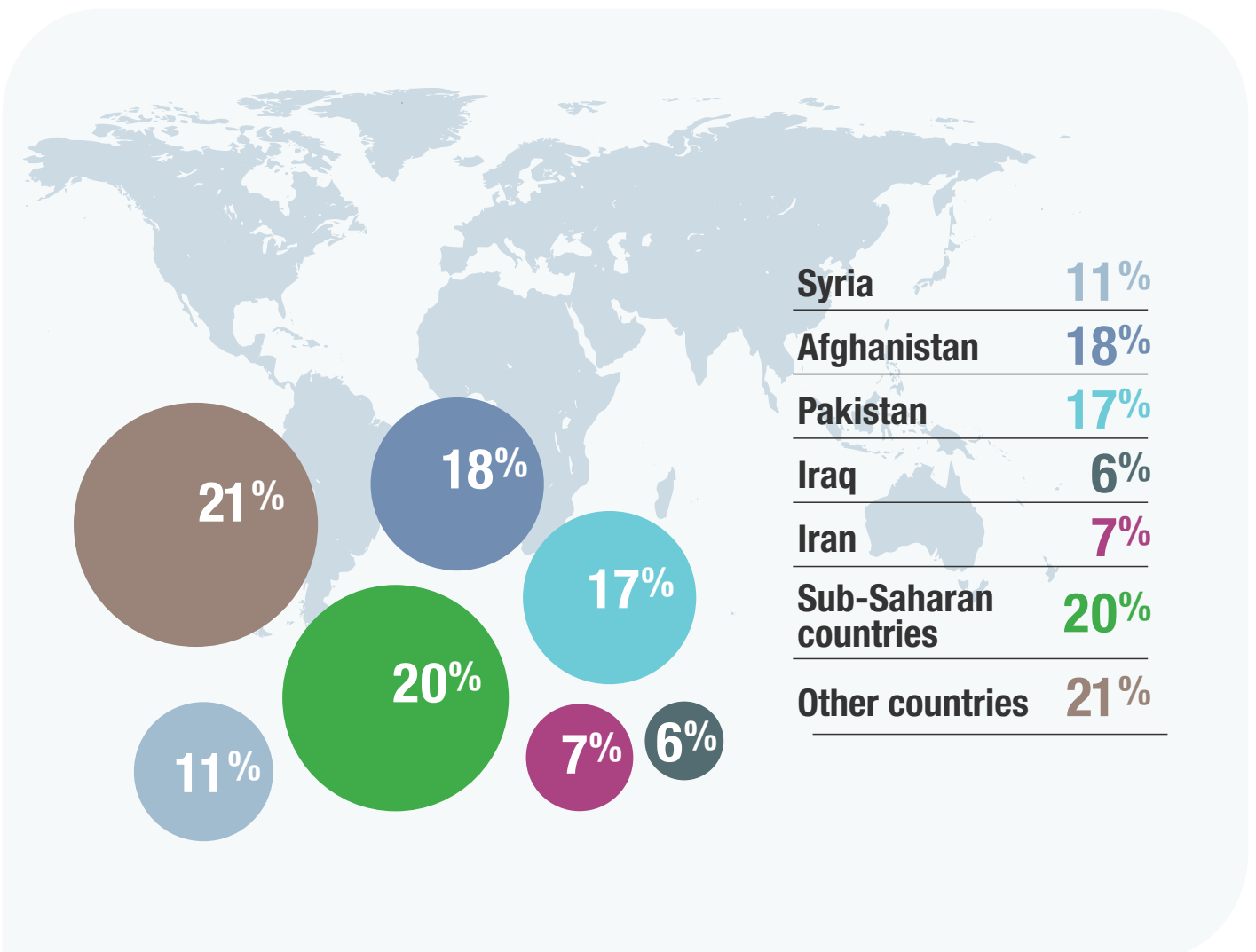
RESULTS JUNE 2019 - DECEMBER 2020

BY AGE GROUP/



1%	0-4 years old
2%	5-12 years old
9%	13-17 years old
37%	18-29 years old
49%	30-64 years old
2%	65+ years old

BY COUNTRY OF ORIGIN/



RESULTS JUNE 2019 - DECEMBER 2020

BY SERVICE/

Reception First Guidance



Info provision
& Referrals
(Out of Center)
5,027

Social Service



Beneficiaries
5,455
Sessions
9,197
Social
benefits
1,166

Employability Service



Beneficiaries
758
Sessions
2,470

Percentage
of employability
service beneficiaries
who found a job

32%



26%



34%



31% | 18-29 years old
33% | 30-64 years old
17% | 65+ years old

Legal Service



Beneficiaries
1,034
Sessions
3,351
Percentage of
successful family
reunification cases
85%
Number of
legal representation
(asylum service and court)
680

Accounting Support Service



Beneficiaries
2,809
Sessions
4,981
Number of
tax numbers
issued
448
Number of
tax declarations
submitted
1,451

Psychological Service



Beneficiaries
197
Sessions
2,086




Satisfaction Survey ROUND A & B

SolidarityNow (SN) conducted this survey in two rounds: May-June 2020 and November-December 2020. Aim of the survey was to explore the level of beneficiaries' satisfaction from the Athens Solidarity Center and the services provided by the SolidarityNow teams and partners.

FACE TO FACE INTERVIEWS

were conducted with beneficiaries of the Athens Solidarity Center.



round
A

315

round
B

336

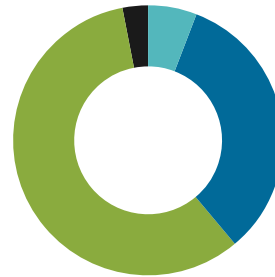
DEMOGRAPHICS OF SURVEY PARTICIPANTS

BY GENDER/



38% | Women
62% | Men

AGE GROUPS/



4% | 13-17 years old
37% | 18-29 years old
57% | 30-64 years old
2% | 65+ years old

COUNTRY OF ORIGIN/ (Top 10 countries)



Afghanistan	16%
Greece	15%
Iran	8%
Syria	6%
Gana	6%

Pakistan	5%
Nigeria	5%
Sierra Leone	5%
Kameroon	4%
Iraq	3%



Satisfaction Survey ROUND A & B

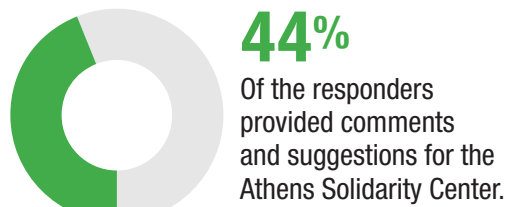

OVERALL SATISFACTION SCORE ATHENS SOLIDARITY CENTER (ASC)

round A

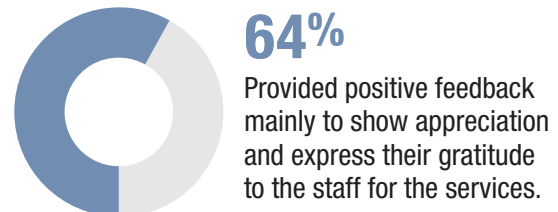
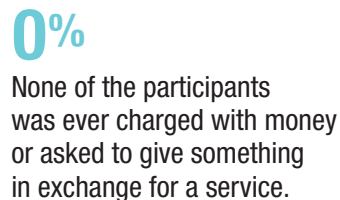
89%

round B

92%



Among them



Quotes:

“They (employability service) not only connected me with possible employers and educational trainings but also detected in me personal abilities I could never imagine I had. This had a great impact on my appraisal to employers but also to my self-confidence”, female beneficiary of the employability service, from Greece.

“The accounting service is a very fast delivery service that helped overcome the obstacle that kept me away from social inclusion”, female beneficiary of the accounting service, from the Republic of the Congo.

“I visited the Center in the state of being confused. After 2 years of sessions with my psychologist, I can declare of him being the reason of my calmness today”, male beneficiary of psychological service, from Iran.

“You are very devoted to my population needs. Through your support I got my asylum decision. Today I have a house and hope for my future in Greece”, male beneficiary of the legal service, from Afghanistan.

“The staff is very polite, welcoming and guide us with clear directions”, male beneficiary of multiple services”, from the Republic of Côte d'Ivoire (Ivory Coast).

