

RESULTS AUGUST – DECEMBER 2022

1,149

Total Unique
Beneficiaries



3,213

Total number
of services
provided

1,752

Social Service
Sessions

608

Legal Sessions

272

Accounting
Sessions

581

Employability
Sessions

Beneficiaries' Profile

► BY GENDER/

448



692



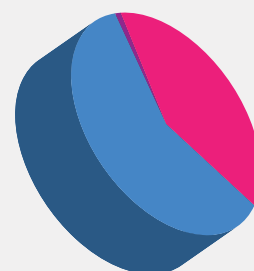
9



39% | Women

60% | Men

1% | Other



► BY LEGAL STATUS/



14%

Greek citizens

32%

Asylum Seekers

11%

Refugees

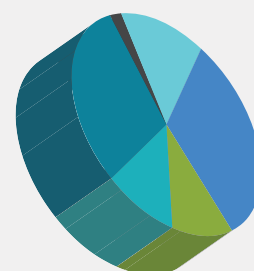
11%

Residence
permit holders

30%

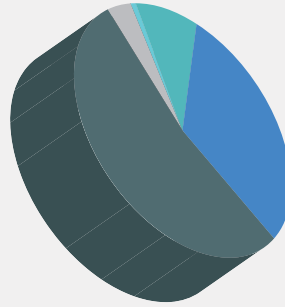

Undocumented
or with a 2nd
instance
rejection

2% | Other



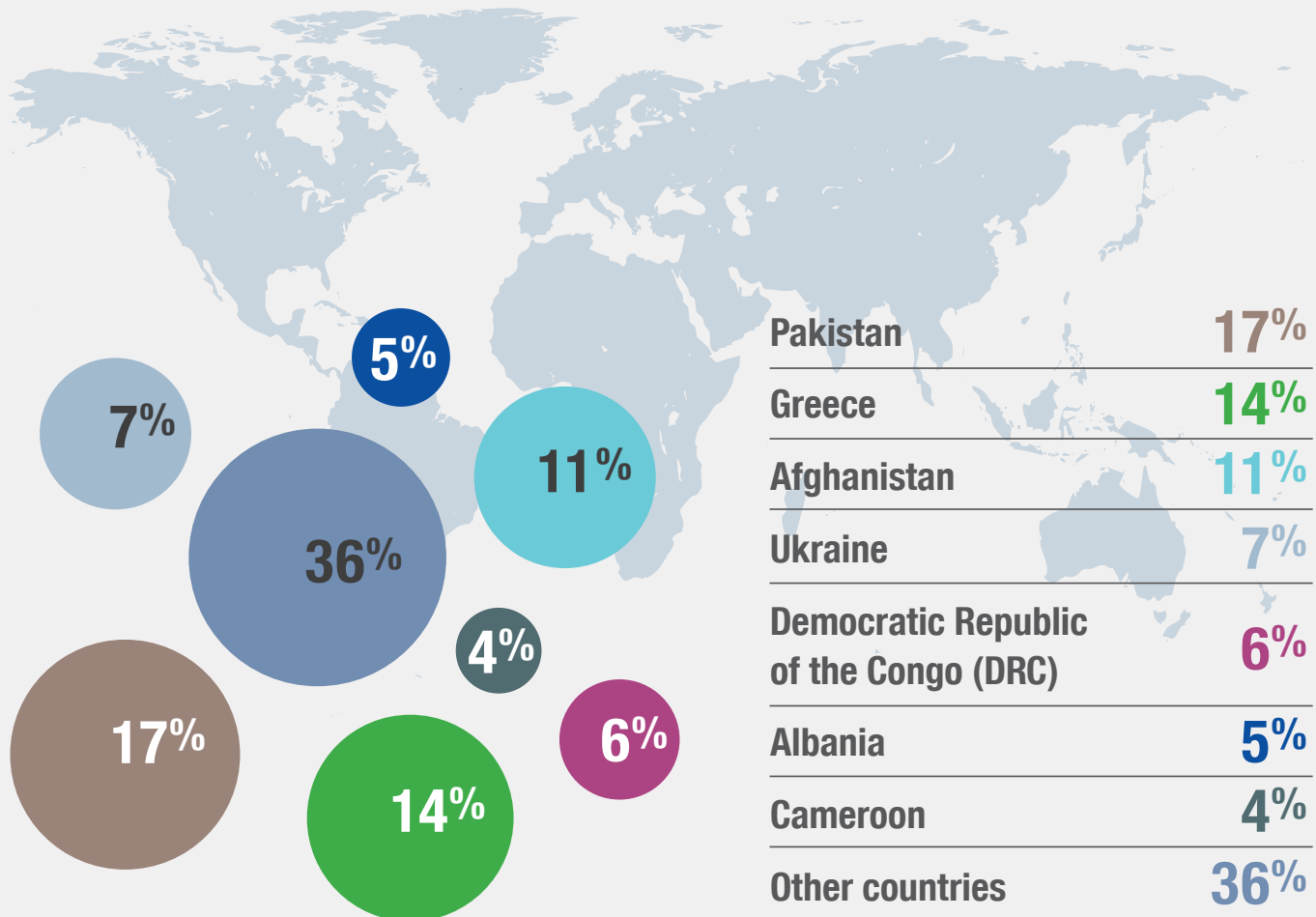
RESULTS AUGUST – DECEMBER 2022

► BY AGE GROUP/



1%	5-12 years old
9%	13-17 years old
32%	18-29 years old
54%	30-64 years old
4%	65+ years old

► BY COUNTRY OF ORIGIN/



RESULTS AUGUST – DECEMBER 2022

► BY SERVICE

Reception – First Guidance



Info provision & Referrals
(Out of Center)

1,014

Type of referrals provided

Medical support	26%
Food and Non-Food Items (NFIs)	18%
Education	7%
Accommodation	2%
Other Public services and institutions	47%

Social Service




- Individuals accepted to enter in a safe shelter: **37**
17 individuals were Unaccompanied minors
3 individuals belong in the LGTQI+ community

Beneficiaries
843

Sessions
1,752

- **151 individuals** issued with social benefits
- **36 individuals** issued with the Social Welfare Benefits either Social Tariff (KOT) or Guaranteed Minimum Income (KEA)

Employability Service



Beneficiaries

184

Sessions

581

- **40 beneficiaries** of the employability service secured employment in the following labor market sectors:



Tourism sector	13
Cleaning services	8
Manufacturing or other processing	5
Other technical professions	2
Other (for example as a volunteer or intern)	2
Humanitarian sector	2
Retail sector	2
IT sector	2
Agricultural	1
Aesthetics sector	1
Transportation, Security and Supply Chain	1
Construction and building maintenance	1

RESULTS AUGUST – DECEMBER 2022

► BY SERVICE

Legal Service



Beneficiaries

205

Sessions

608

Percentage of successful asylum cases: **75%**

Number of legal representations

(asylum service, court, EFKA
or other public institution): **236**

Type of Legal representations

Asylum service **24%**

Court of Law **21%**

EFKA (Unified Social Security Fund)
or other insurance institution **13%**

Dublin Office (for family reunification) **8%**

Other public institution or service **34%**

Accounting Service



Beneficiaries

165

Sessions

272

Number of individuals
accessing social
benefits

((Social Residential Tariff,
Guaranteed Minimum
Income, free transporta-
tion card-ATHENA card):

114

OBSERVATIONS

► **8% (93 individuals)**
of the total beneficiaries were
unaccompanied minors mainly boys,
while two were girls. Unaccompanied
minors came from:
Pakistan (62), Afghanistan (19), India (4),
Mali (3), Algeria (2), Bangladesh (1),
Myanmar (1), Syria (1).

► An increase of Greek Citizens requesting support, mostly for social
benefits, and access to the labor market and legal support. Many of these
requests are complex, requiring the collaboration and expertise of all the
ASC professionals. In the past, Greek citizens who requested ASC services
were people who lived on the margins and in conditions of austerity or
extreme poverty; today this is not the case, since those asking for support
have a diverse educational and social status.

► **7% (82 people)**
of the beneficiaries
were single parent
families.

► **30% increase** was observed in the number of
individuals visiting the ASC for the first time without
legal papers (undocumented) and/or with a 2nd
instance rejection to their asylum appeal. We can
assume that this happens because of the restrictive
legal framework, especially relating to the asylum
process, which leaves many people out of process
(following multiple rejections) or in limbo.

► Increase in the referrals
for medical support.
32% (372)
of the individuals supported
declared to have at least one
serious vulnerability.